

Light Efficiency:

0 Lumen/Watt

Dominant Wavelength:

436nm

Output:

65.9lm

Power:

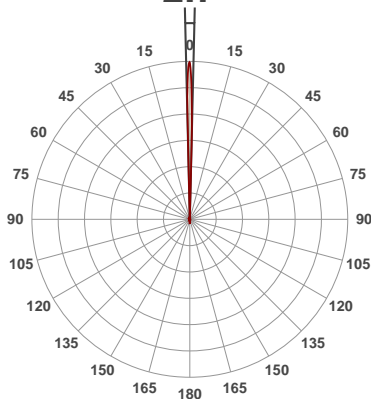
628W

Peak:

40948cd

Beam Angle

2.7°



Product Name:

Platinum FLX

Test:

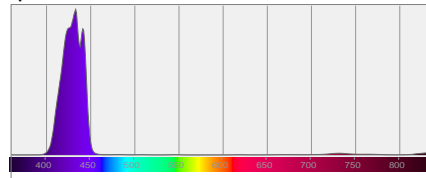
Spot UV color wheel Zoom In

Date:

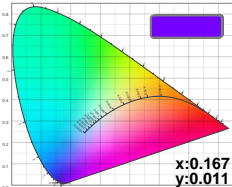
1/26/2018

Note:

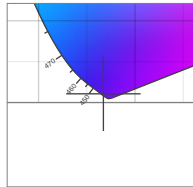
Spectral Distribution



Color Coordinates



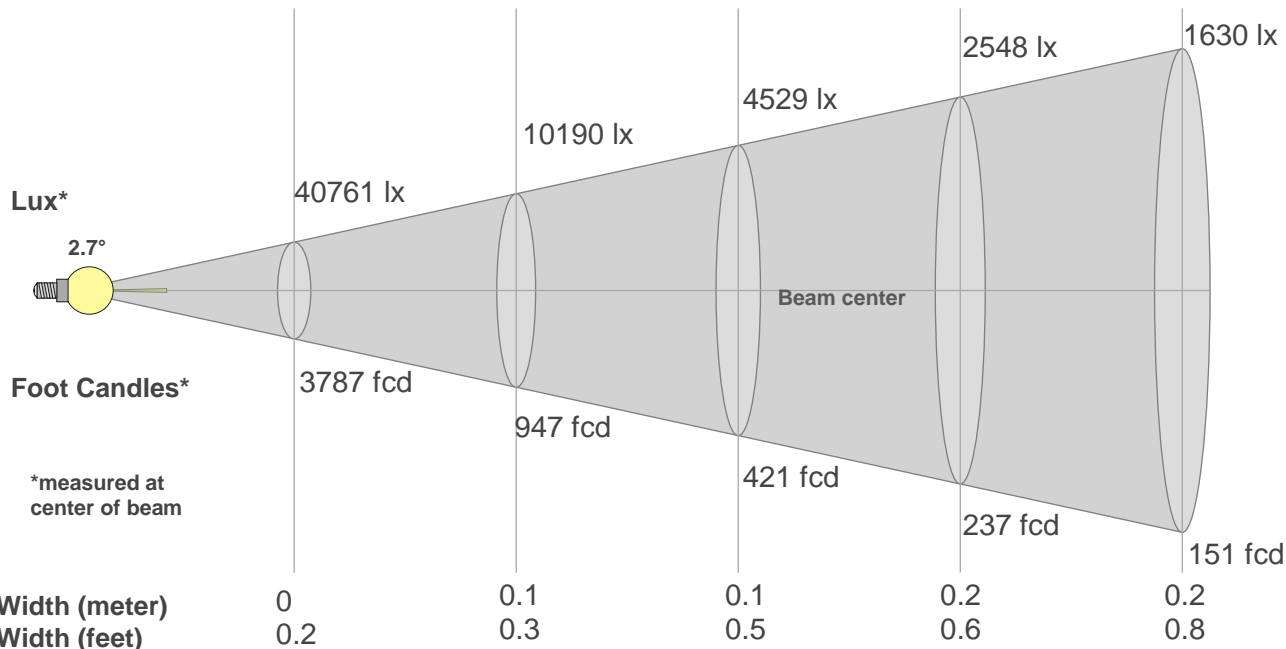
Zoom Color Point



Distance (meter)

Distance (feet)

1 3.3 2 6.6 3 9.8 4 13.1 5 16.4



Beam Width (meter)

Beam Width (feet)

0 0.2 0.1 0.3 0.1 0.5 0.2 0.6 0.2 0.8

Beam Angle 50%	Field Angle 10%	Cutoff Angle 2,5%	Intensity Ratio in 120° Cone	Intensity Ratio in 90° Cone
2.7°	3.1°	3.2°	98.8%	98.6%

Beam Intensities from 1-20m

m	1	2	3	4	5	6	7	8	9	10	11	12	13	14	15	16	17	18	19	20
ft	3.3	6.6	9.8	13.1	16.4	19.7	23	26.2	29.5	32.8	36.1	39.4	42.7	45.9	49.2	52.5	55.8	59.1	62.3	65.6
lx	40761	10190	4529	2548	1630	1132	832	637	503	408	337	283	241	208	181	159	141	126	113	102
fcd	3786.8	946.7	420.8	236.7	151.5	105.2	77.3	59.2	46.8	37.9	31.3	26.3	22.4	19.3	16.8	14.8	13.1	11.7	10.5	9.5